


Variations Combining Techniques Shown in Previous Samples


62. Double Half Hitches and Square Knots



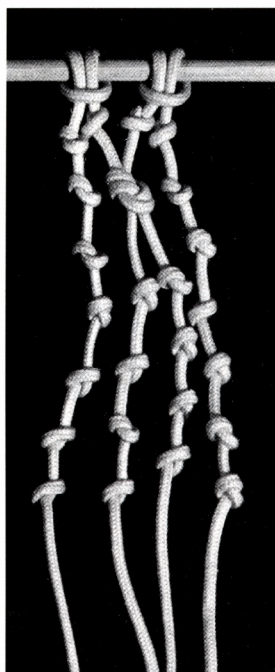
63. Decorative “Woven” Diamond



64. Alternating Overhand Knots




65. Strands of Cords Decorated with Overhand Knots



66. Overhand Knots in Two Different Patterns

In the first row, overhand knots are made with groups of three cords. In the second row, overhand knots are made with groups of four cords.



The cords are then split and crossed in the pattern as shown, and in the third row, overhand knots are made with the regrouped sets of four cords.



Photo 23. Courtesy Sylvia Hoffman.